

Name _____

HOMEWORK FOR GRADE ONE
October 28 - November 1

DOOZER WORDS: hug, bug, but, nut, run, sun
CHALLENGE WORDS: cut, shut, the, when
SENTENCE: When did the bug run in the sun?
DOLCH: ball, brown, play, go

Monday, October 28.

- Read for 15 minutes
- I/We read _____
- Practice math flashcards for 3 minutes
- Complete the DOLCH UNIT 7 READING PACKET

Tuesday, October 29

- Read for 15 minutes.
- I/We read _____
- Practice your math flashcards for 3 minutes
- Complete the "Diagram" and "Draw and Write" worksheets.

Wednesday, October 30

- Read three (3) SRA DECODABLE TAKE HOME books. (Your choice)
- Complete the "Costumes" and "Baby and Adult Owl" worksheets.
- In your math Problem Solving math workbook complete pages PS 25-26. Tear out carefully and attach to this homework.

Thursday, October 31. Today is Halloween!

- Read for 15 minutes.
- I/We read _____
- In your math Problem Solving math workbook complete pages PS 27-28. Tear out carefully and attach to this homework.
- Remember to study for tomorrow's Doozer Test! Are you ready?

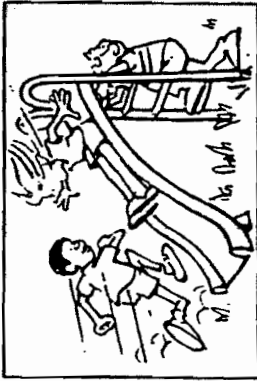
Friday, November 1 Remember November 3 Daylight Savings Time ends, set clocks back.

- Turn in this packet of homework. Please remember to turn in your yellow Thursday folder too!
- Parent Signature _____

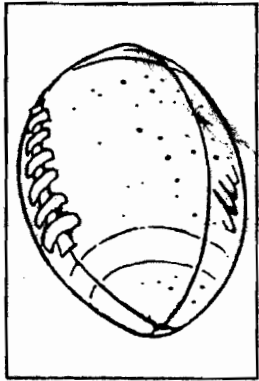
Name _____

Directions: Tell the children, "Read the word that goes with each picture. Then say its letters. Repeat the word. Now trace the word with your pencil."

play



play
ball



ball

Directions: Tell the children, "Read each sentence below. Say the new word printed in dark print. Then say its letters. Repeat the word. Now trace the word with your pencil."

A girl can **go** to school. go

I can play with the puppy. I

The cat in the grass is **brown**. brown

Name _____

Directions: Tell the children, "Draw a line from each word that begins with a capital letter to the same word that begins with a small letter. Point out to the children that the word / is never written with a small letter."

Go

ball

Play

brown

Ball



play

Brown

go

The girl can play
ball with the boy.

The brown ball is
on the chair.



Directions: Tell the children, "Read each sentence. Draw a picture that shows what the sentence means."

Name _____

go _____

play _____

brown _____

I _____

ball _____

a	a	b	b	g	I	I	I
n	o	o	p	r	w	y	

Directions: Tell the children. "Copy each of the words on the line next to the word."

Optional Activity: Tell the children, "Cut out the letters at the bottom of the page. Use the letters to make the words. Then glue each word on the line beside the printed word."

Name _____

go

play

pl_____

_____ay

I

ball

_____al_____
_____b_____
_____l_____

brown

_____b_____
_____wn_____
_____row_____

Name _____

<p>go</p> <p>ball</p> <p>brown</p> <p>play</p> <p>I</p>

1. The puppy can play with the _____.

2. _____ had to go to school in the rain.

3. The grass is not _____.

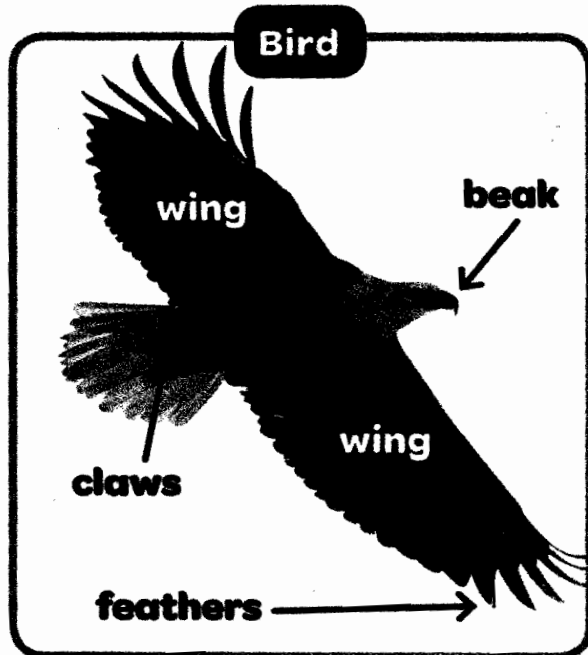
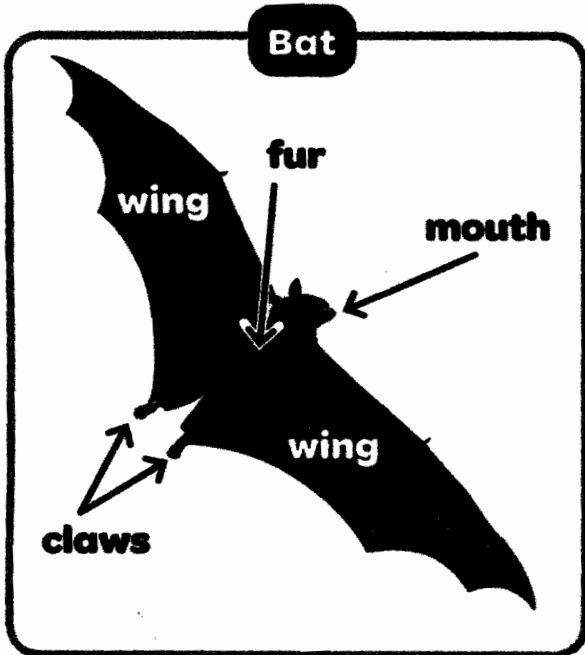
4. The girl and I can _____ and sing.

5. Will the boy _____ to school fast?

Name: _____

You Can Read a Diagram

Look at the diagrams of a bat and a bird.
Then answer the questions.



1. Which animal has a beak?

bat

bird

both

2. Which animal has wings?

bat

bird

both

3. Which animal has feathers?

bat

bird

both

4. Which does a bat have?

beak

fur

feathers

Bonus


Bats and birds both have claws. Circle their claws.

Draw and Write

Name:

Draw a picture about Halloween.

Write about it. You can use your order words: first, next, then and last.



Power Words

costume

mummy

spooky

Costumes

What will you be for Halloween? What costume will you wear?

You could be a mummy or a witch with purple hair.

Maybe you will be a ghost and wear a sheet of white.

You can be whatever you wish, on a spooky Halloween night.

1. Circle all of the rhyming words in the poem.

2. Circle the costumes that were named in the poem.

ghost

mummy

angel

witch


princess

3. What is this poem about? _____

4. What will you be for Halloween? _____

Read this poem at home three more times and have someone initial each time you read it. _____

Draw a line to match the words with the same middle sound.



house

bat

black

night

sleep

mouse

made

need

book

look

wide


take

Name: _____

Baby and Adult Owl

The diagrams show a baby owl and an adult owl. Look at the diagrams. Then, follow the directions below.

Compare/Contrast



©2008 by Scholastic Inc. Supplement to Scholastic News. Teachers may make machine copies of this page to distribute to their students.

1. Color the adult owl's feathers brown.
2. Color the adult owl's eyes orange.
3. Put an X on the beaks of the baby owl and adult owl.
4. Which owl has closed eyes? Circle one below.

Baby owl

Adult owl



Write one thing that both the owlet and owl have.

Name _____

Skill: Homework



November



Monday	Tuesday	Wednesday	Thursday	Friday
Say as many words as you can that rhyme with cat . <input type="checkbox"/>	Write five words that have an a . <input type="checkbox"/>	Say the addition and subtraction facts for 3 and 4. <input type="checkbox"/>	Listen to some music. Clap your hands to the beat. <input type="checkbox"/>	Learn a poem. Tell it to someone. <input type="checkbox"/>
Have someone read to you. <input type="checkbox"/>	Draw a turkey. <input type="checkbox"/>	Write a story about your favorite zoo animal. <input type="checkbox"/>	Solve these problems: $3+0=$ $2+3=$ $1+3=$ $4+1=$ $2+1=$ <input type="checkbox"/>	Eat a new vegetable today. <input type="checkbox"/>
Practice writing your first and last name eight times. <input type="checkbox"/>	Find six things that begin with the same letter as your name. <input type="checkbox"/>	Learn the addition and subtraction facts for 5. <input type="checkbox"/>	Write a story about things for which you are thankful. <input type="checkbox"/>	Tell someone about the Pilgrims and Indians. <input type="checkbox"/>
Go for a walk with a friend. <input type="checkbox"/>	Count all the tables at home. <input type="checkbox"/>	Visit a library. Check out a book. <input type="checkbox"/>	Make a headband with paper feathers. <input type="checkbox"/>	Write a word for each letter in the word Thanksgiving . <input type="checkbox"/>
Start to grow a sweet potato in a jar of water. <input type="checkbox"/>	Read or listen to a story. <input type="checkbox"/>	Learn the addition and subtraction facts for 6. <input type="checkbox"/>	Draw a picture of the things you ate on Thanksgiving. <input type="checkbox"/>	Write the age of each person who lives with you. <input type="checkbox"/>

Choose at least three activities each week for your child to do as homework.
 Check the square when an activity has been completed.
 Please sign and return this sheet to the teacher at the end of the month.

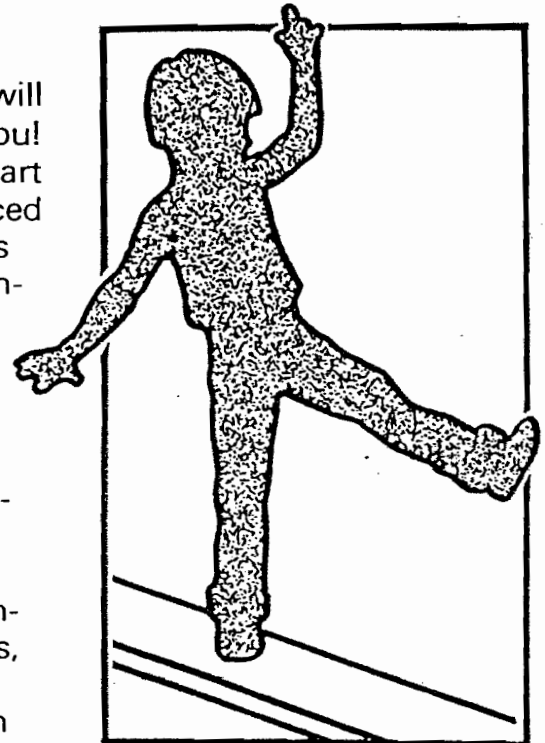

Parent's signature _____



Grade 1 Week 7

The terrible transition

SIX appears to be Dr. Jekyll/Mr. Hyde! One minute he will say, "I love you." The next minute he will shout, "I hate you! I wish you were dead!" Relax, he will outgrow it. It's all part of the "terrible transition" and will disappear if not reinforced by nagging or attention. A quick, loving hug at such times will be a more effective response than a lecture or punishment.



"Speedy SIX"


"Speedy SIX" is very much concerned with balance. He hurries, flings arms and legs, trips, and falls often. He seems compelled to walk along curbs, lines, and atop fences. Broken arms are common with six-year-olds.

Past, present, and future

SIX is beginning to explore time. He understands what "yesterday, today, and tomorrow" mean. Through stories about himself and his parents as babies, SIX begins to perceive the vastness of the past. He also gets some idea of the future through the sequence of family birthdays and holidays. But remember, SIX really has not the faintest idea yet about the duration of time. You're expecting too much when you give permission for a visit to a neighbor and say, "But stay only a few minutes."

Fight or flight?

At play time, SIX can either be "king of the mountain" or "wee timorous mousie." SIX may play rough, threaten to go home, quarrel, call names, push, pull hair, kick, and fight when things are not going his way. However, some children this age cannot play rough and are terrified by physical combat. Fear not, the "wee timorous mousie" will be ready for combat by eight years of age, and the self-appointed "king of the mountain" will be ready to share the throne in another year. Lectures and scolding will only aggravate either condition at this time.



"Before I married I had six theories about bringing up children. Now I have six children and no theories."

—Lord Rochester—