

Name _____

HOMEWORK FOR GRADE ONE

October 14 - October 18

DOOZER WORDS: hop, top, hot, not, box, fox

CHALLENGE WORDS: that, it, he, was

SENTENCE: Did the fox hop in the box?

DOLCH: chair, grass, rain, school, in

Monday, October 14

- Read for 15 minutes
- I/We read _____
- Practice math flashcards for 3 minutes
- Complete the DOLCH UNIT 5 READING PACKET

Tuesday, October 15

- Read for 15 minutes.
- I/We read _____
- Practice your math flashcards for 3 minutes
- Complete the "Days of the week" and "How to Pick a Pumpkin" worksheets.

Wednesday, October 16

- Read three (3) SRA DECODABLE TAKE HOME books. (Your choice)
- Complete the "Just Picked" and "The Pumpkin Patch" worksheets.
- In your math Problem Solving math workbook complete pages PS 17-18. Tear out carefully and attach to this homework.

Thursday, October 17

- Read for 15 minutes.
- I/We read _____
- In your math Problem Solving math workbook complete pages PS 19-20. Tear out carefully and attach to this homework.
- Remember to study for tomorrow's Doozer Test! Are you ready?


Friday, October 18

- Turn in this packet of homework. Please remember to turn in your yellow Thursday folder too!
- Parent Signature _____


Name _____

Directions: Read the word that goes with each picture. Then say its letters. Repeat the word. Now trace the word with your pencil.


chair




grass



rain



school



chair

grass

rain

school

Directions: Tell the children, "Read the sentence below. Say the new word printed in dark print. Then say its letters. Repeat the word. Now trace the word with your pencil."

The boy **in** the book had a puppy. **in**

Name _____

Directions: Tell the children, "Draw a line from each word that begins with a capital letter to the same word that begins with a small letter."

In school


Chair grass

Grass in


Rain chair

School rain

The girl is
in school.



The cat is in
a chair.



Directions: Tell the children, "Read each sentence. Draw a picture that shows what the sentence means."

Name _____

chair

rain

school

grass

in

a	a	c	c	g	h	h	i	i	i
l	n	n	o	o	r	r	s	s	s

Directions: Tell the children, "Copy each of the words on the line next to the word."

Optional Activity: Tell the children, "Cut out the letters at the bottom of the page. Use the letters to make the words. Then glue each word on the line below the printed word."

Name _____

in

chair

air

cha_____

grass

ra__s

g__ss

rain

ai_____

r____n

school

s__ho__l

cho__l

Name _____

<p>grass</p> <p>rain</p> <p>school</p> <p>chair</p> <p>in</p>

- The girl read the book in _____.

- Can the puppy jump in the _____?

- The girl is not in the _____.

- The cat is in the _____.

- The funny cat is _____ the chair with a book.

Directions: Tell the children, "Read the words in dark print. Then read the incomplete sentences. Find the word in dark print that correctly completes each sentence. Then write that word in the blank."

Name _____

PARENTS: Listen to your child read the sentences on this page and put a check mark beside each sentence that is read without error. Then display the paper in a prominent place. If your child has difficulty with any sentence, read the sentence to the child, pointing to each word as you read. Ask the child to read the sentence in the same way. Repeat this procedure several times.

The boy can read
in the chair.

The girl can sing
in the rain.

The boy can read the
funny book and laugh.


The cat can not
run fast in the rain.

Can a funny cat read
a book in school?

The puppy can jump
and run in the grass.

Name _____

Skill: Capitals - days
of the week.



Write in the correct days of the week
for each question. Use a capital.

1. The day after Thursday is _____

2. After Monday comes _____

3. School begins on _____

4. The day before Saturday is _____

5. Monday, Tuesday, _____

6. I play on Saturday and _____

7. Thursday, Friday _____

8. My best day is _____

*On the back, write the days of the week in order.

Name _____

RL1, RF2, RF4, L4, W2

Power Words


field

vine

decorate

How to Pick a Pumpkin

Do you know how to pick a pumpkin? First, look around the field for a pumpkin you like. Next, cut the stem from the vine. Do not try and pull your pumpkin off the vine. Then, pick up your pumpkin and carry it home. Finally, you have a pumpkin to decorate your home.



1. What kind of story is this? FICTION or NONFICTION

2. What is the first thing you need to do when picking a pumpkin?

3. Circle the word that rhymes with *vine*?

very

fin

mine

4. Finish this sentence from the story.

Do not try to pull your pumpkin _____.

Read this story at home three more times and have someone initial each time you read it. _____ _____ _____

Draw or write the steps for picking a pumpkin.



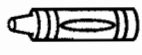
First,

Next,

Then,

Finally,

Just Picked!

 Use an orange crayon.



Circle the describing words.

There are 10
describing words.



1. I picked three pumpkins today.

2. I like the big pumpkin.

3. It has a small, round nose.


4. It has two large eyes.

5. Dad likes the short pumpkin.

6. Look at the long stem!

7. Mom likes the tall pumpkin.

8. Do you like its sad face?




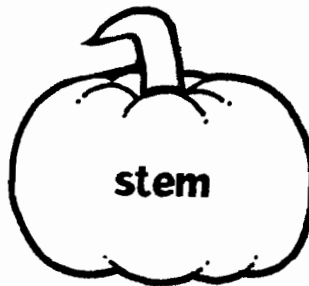


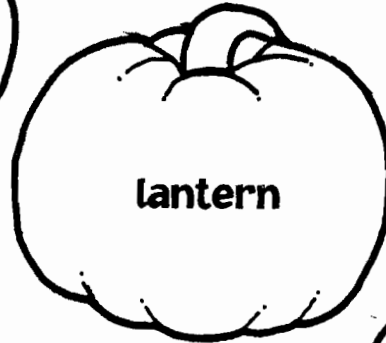






The Pumpkin Patch

Name _____

Halloween


Number the pumpkin stems so that the words inside the pumpkins are in **abc** order. Then finish drawing the long vine that connects each stem in order.



Grade 1 Week 5

Summary 1-4

Growing Up



Handle with care: Child adjusting!


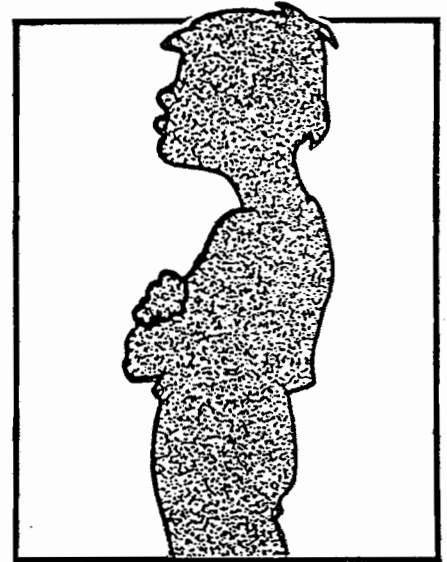
Starting school is wonderful but scary!

SIX has lots of adjustments to make. All his senses are alert and working overtime. Sometimes he gets overloaded and goes wildly out of control.

- When SIX wiggles and fidgets, he's just releasing tension. Ignore these behaviors as best you can. They'll pass.

- SIX needs routine now more than ever. Lay out all his clothes the night before. Read to him at bedtime. Stop for a minute after the lights are out, and listen to what he'll tell you. Make sure he gets at least 11 hours of sleep a night to recharge those internal batteries.

- Watch his health carefully. Fatigue and stress of adjustment make him susceptible to illness.
- If SIX refuses to go to school, it may be because he's had an upsetting or frightening (to him) experience. Send him along anyway and plan a treat for afterward.
- Bowel control is not always perfect in the new school environment. Shaming or spanking will not prevent accidents. Try making time for this function in the morning.
- Tattling and enlarging on the truth will stop when SIX is more at home with school.
- Face it, six is a stubborn age. When he shouts "NO!" or completely disregards your request, a round-about approach works better than confrontations.



- You may think about renaming SIX "Halfway Harry." Praise and encouragement will help him complete tasks and chores.
- Taking things that belong to others is common at this age. Don't accuse or condemn. An indirect approach will help him confess and atone.

*"Experience shows that exceptions are as true as rules."
—Edith R. Mirrielees—*