

Name _____

HOMWORK FOR GRADE ONE

January 6 - January 10

DOOZER WORDS: still, snack, stamp, Stan, stomp, snip

CHALLENGE WORDS: sniff, snow, she, he

SENTENCE: Did she see Stan stomp on the snack?

DOLCH: mother, went, your, over, know

Monday, January 6

- Read for 15 minutes.
- I/We read _____.
- Practice math flashcards for 3 minutes.
- Complete the DOLCH UNIT 14 READING PACKET.

Tuesday, January 7

- Read for 15 minutes.
- I/We read _____.
- Practice your math flashcards for 3 minutes.
- Complete the "Ring in the New Year" and "January 2014" worksheets.

Wednesday, January 8

- Read three (3) SRA DECODABLE TAKE HOME books. (Your choice)
- Complete the "Winter" fluency and "Write the Contraction" worksheets.
- In your Problem Solving math workbook complete pages PS 51-52. Tear it out carefully and attach to this homework.

Thursday, January 9

- Read for 15 minutes.
- I/We read _____.
- In your Problem Solving math workbook complete pages PS 53-54. Tear it out carefully and attach to this homework.
- Remember to study for tomorrow's Doozer Test! Are you ready?

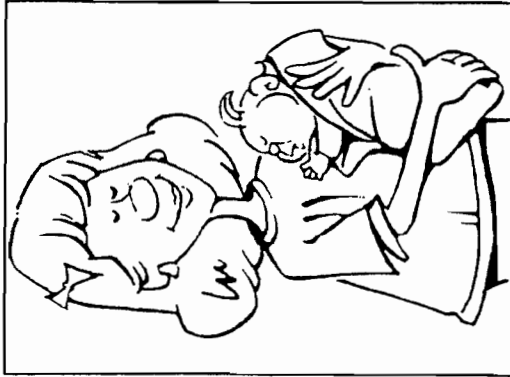
Friday, January 10 — Collaboration Day (8:10-12:45)

- Turn in this packet of homework. Please remember to turn in your yellow Thursday folder too!
- Parent Signature _____

Name _____

Directions: Tell the children, "Read the word that goes with the picture. Then say its letters. Repeat the word. Now trace the word with your pencil."

mother



mother

Directions: Tell the children, "Read each sentence below. Say the new word printed in dark print. Then say its letters. Repeat the word. Now trace the word with your pencil."

Will **your** mother come to school? **your**

You can come **over** to my house. **over**

I **went** to look for the monkey. **went**

Do you **know** the little girl? **know**

Name _____

Directions: Tell the children, "Draw a line from each word that begins with a capital letter to the same word that begins with a small letter."

Mother

over

Your

went

Went

mother


Over

know


Know

your

Your mother went
to see you
play ball.



My mother read
me a book.



Directions: Tell the children, "Read each sentence. Draw a picture that shows what the sentence means."

Name _____

mother _____

over _____

your _____

e	e	e	h	k	m	n	n	o	o	o
o	r	r	t	t	u	v	w	w	y	y

Directions: Tell the children, "Copy each of the words on the line next to the word."

Optional Activity: Tell the children, "Cut out the letters at the bottom of the page. Use the letters to make the words. Then glue each word on the line beside the printed word."

Name _____

mother

mo _ _ er

_ _ ther

your

y _ _ r

_ _ ou

went

_ _ en

w _ _ t

over

OV _ _

_ _ er

know

_ _ n _ _ w

k _ _ o

Directions: Tell the children, "Say each word printed in dark type. Fill in the missing letters."

Name _____

went
mother
your
know
over

1. My _____ will like to read the book.

2. The girl and I _____ to school together.

3. Did _____ mother like my big cat?

4. The rain will be _____ today. It can not go on.

5. Does your mother _____ the little girl you like?

Name _____

PARENTS: Listen to your child read the sentences on this page and put a check mark beside each sentence that is read without error. Then display the paper in a prominent place. If your child has difficulty with any sentence, read the sentence to the child, pointing to each word as you read. Ask the child to read the sentence in the same way. Repeat this procedure several times.

Did your mother go over to the school in the rain?

Your cat went to find the little puppy.

Can she come over?

I know my mother has a book for your mother.

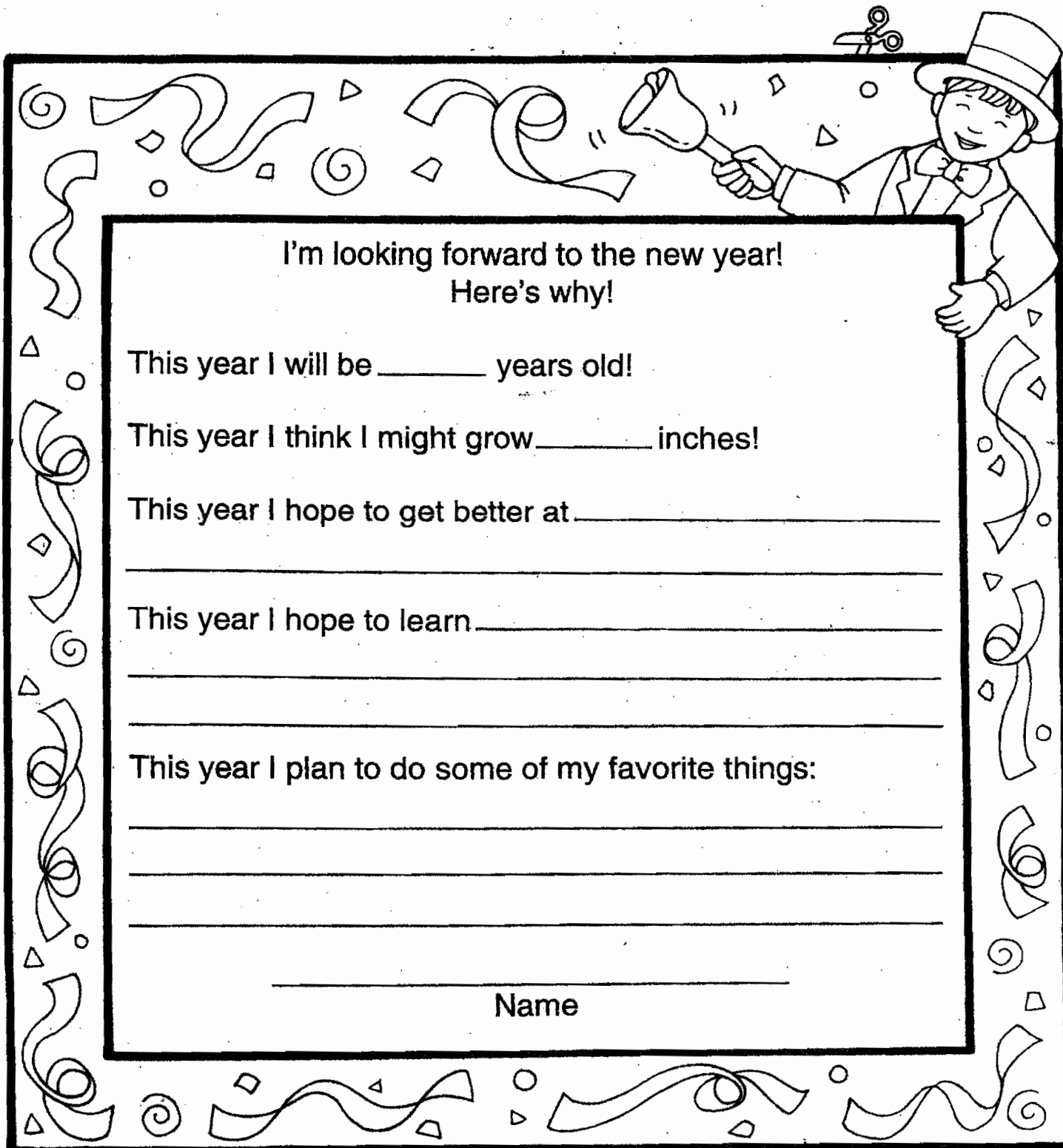
The little monkey went over to play with the little girl.

Does the little boy know where your house is?

Name _____

Ring in the New Year!

Writing



I'm looking forward to the new year!
Here's why!

This year I will be _____ years old!

This year I think I might grow _____ inches!

This year I hope to get better at _____

This year I hope to learn _____

This year I plan to do some of my favorite things:

_____ Name

TEACHER: Discuss with your students the different things they are looking forward to in the new year. Then give each child a copy of this page to complete. After the students have filled in the lines, have each one color the picture and cut it out. Instruct the class to glue the pictures onto nine-inch squares of colored paper. Finally, let the students glue "confetti" all around their pictures. (Confetti can be made by punching out paper circles with a hole-punch or by cutting small pieces of paper with a paper cutter.)

Name: _____

Fill in the missing numbers. Then follow the directions.

January 2014						
Sunday	Monday	Tuesday	Wednesday	Thursday	Friday	Saturday
			1 New Year's Day		3	
5				9		
12		14				
19	Martin Luther King Jr. Day					
26					31 Chinese New Year	

- Which day of the week is New Year's Day?
 Monday Tuesday Wednesday
- What holiday is on January 20?
 Martin Luther King Jr. Day Chinese New Year
- Write the date that Chinese New Year begins.



Does January have an odd or even number of days? _____

Name _____

RL4, RLI0, RF2, RF4, L4

Power Words
sparkling admire glistens


Winter

Winter is so beautiful, so sparkling and white.

I love to see the frozen trees, and I admire all the sights.

The sound of the falling snow, I just love to stop and listen,

To the silence of the morning white and how the snow just glistens.



1. Circle the rhyming words in the poem.

2. What are some things that *sparkle*? _____


3. Circle the words with the same ending sound as in the word *snow*.

cow grow go now how row

4. What does it mean to *admire* something? _____

Read this poem at home three more times and have someone initial each time you read it. _____ _____ _____

Write the contraction for the words on the line.



1. could not _____

2. did not _____

3. does not _____

4. is not _____

5. cannot _____

6. are not _____


7. would not _____

8. will not _____

Grade 1 Week 14

Holiday reading

As mentioned earlier, SIX likes to be read to and will listen to almost anything. Perhaps the warm feeling of security, being close to a parent, and the continuous and pleasant flow of sound makes listening to stories "one of the pleasantest things ever a child could do." Or it may be that SIX finds such an activity a rest from the intensity she feels as the "active and curious explorer." Whatever the reason, as the holiday season approaches, get ready to read the stories that will help her get the real message of the season. SIX will especially like to hear the stories read to you long ago by your grandfather when you were just her age.



Holiday presents

Holidays are coming! By now you have noticed that what presents SIX says she wants changes from day to day. What will she **really** want when the day comes?

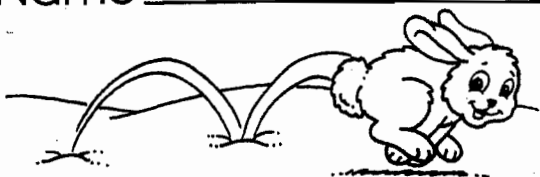
The problem is that she really can't decide. She wants "lots of presents," but doesn't know exactly what they should be. Since "lots" of presents is important, wrap many little, inexpensive but creative gifts like a hand magnifying glass, an ant farm, a kaleidoscope, a paper weight that shakes up a snow storm. These will give her "lots" and at the same time relieve her indecision problem.

When shopping for SIX, think also of one "big" gift. "Big" doesn't always mean expensive. The "big" may be one of the many "latest things out" that the first grade set chatters about at recess.

Whatever the "biggie" is, check the item and packaging for:

- (1) Developmental age-level compatibility
- (2) Safety
- (3) Durability

"The most beautiful and the most profound emotion that we can experience is the sensation of the mystical."
—Albert Einstein—



January



Monday	Tuesday	Wednesday	Thursday	Friday
Name the four seasons. Talk about each one. <input type="checkbox"/>	Read or listen to a story. <input type="checkbox"/>	Make a resolution for the new year. <input type="checkbox"/>	Write three words that describe you. <input type="checkbox"/>	Solve these problems: $0+1=$ $3+2=$ $1+2=$ $1+1=$ $5+0=$ <input type="checkbox"/>
Name things that begin with n, p, q, r, and s. <input type="checkbox"/>	Write the names of the months. <input type="checkbox"/>	Learn the addition and subtraction facts for 9. <input type="checkbox"/>	Teach someone a song you know. <input type="checkbox"/>	Write these words: stop, danger, walk, wait. Read them. <input type="checkbox"/>
Visit a library. Check out a book. <input type="checkbox"/>	Make a picture of a snowman. <input type="checkbox"/>	Practice writing the names of the people in your family. <input type="checkbox"/>	Write the numbers from 34 to 43. <input type="checkbox"/>	Tell someone three things you should do if you have a cold. <input type="checkbox"/>
Write five words that have an i. <input type="checkbox"/>	Get a nickel, dime, and quarter. How many cents in each? <input type="checkbox"/>	Tell someone five words that rhyme with sit. <input type="checkbox"/>	Listen to a story. <input type="checkbox"/>	Tell how many days are in a year. Then write the number. <input type="checkbox"/>
Play a game with someone. <input type="checkbox"/>	Learn the addition and subtraction facts for 10. <input type="checkbox"/>	Write a sentence about your family. Read it to them. <input type="checkbox"/>	Have someone help you make a paper snowflake. <input type="checkbox"/>	Write a word for each letter in January. <input type="checkbox"/>

Choose at least three activities each week for your child to do as homework. Check the square when an activity has been completed. Please sign and return this sheet to the teacher at the end of the month.

Parent's signature

