

Name _____

HOMWORK FOR GRADE ONE

January 27 - January 31

DOOZER WORDS: sunny, cloudy, windy, rainy, foggy, snowy

CHALLENGE WORDS: sunshine, windmill, freezing, vane

SENTENCE: The sunny day was not snowy or freezing.

DOLCH: here, all, us, out, after

Monday, January 27

- Read for 15 minutes.
- I/We read _____.
- Practice math flashcards for 3 minutes.
- Complete the DOLCH UNIT 17 READING PACKET.

Tuesday, January 28

- Read for 15 minutes.
- I/We read _____.
- Practice your math flashcards for 3 minutes.
- Complete the "Helping Others" and "Long o Sound" worksheets.

Wednesday, January 29

- Read three (3) SRA DECODABLE TAKE HOME books. (Your choice)
- Complete the "I Have Good Character" and "Read each sentence" worksheets.
- In your Problem Solving math workbook complete pages PS 61-62. Tear it out carefully and attach to this homework.

Thursday, January 30 — Hundredth Day Collection Due

- Read for 15 minutes.
- I/We read _____.
- In your Problem Solving math workbook complete pages PS 63-64. Tear it out carefully and attach to this homework.
- Remember to study for tomorrow's Doozer Test! Are you ready?

Friday, January 31 — Collaboration Day (8:10-12:45), Spirit Rally (9:35), Weather Rap (8:30, MPR), 100th Day of School

- Turn in this packet of homework. Please remember to turn in your yellow Thursday folder too!

- Parent Signature _____

Name _____

Directions: Tell the character... "Read each sentence below. Say the new word printed in dark print. Then say its letters. Repeat the word. Now trace the word with your pencil."

Can we take the monkey with **us**? **us**

We will **all** go to school together. **all**

I will see you **after** school. **after**

School is **out**! **out**

How did your book get over **here**? **here**

Name _____

Directions: Tell the children, "Draw a line from each word that begins with a capital letter to the same word that begins with a small letter."

After

Out

Here

All

Us

us

here



all

out

after

We all will play with the ball.

A boy and a monkey can play together.



Directions: Tell the children, "Read each sentence. Draw a picture that shows what the sentence means."

Name _____

us _____

out _____

here _____

a	a	e	e	e	f	h	l	l
o	r	r	s	t	t	u	u	u

Directions: Tell the children, "Copy each of the words on the line next to the word."

Optional Activity: Tell the children, "Cut out the letters at the bottom of the page. Use the letters to make the words. Then glue each word on the line beside the printed word."

Name _____

after

a _ _ er

aft _ _ _

out

_ u _ _

_ _ t _ _

here

h _ _ _ e

_ _ er

us

all

a _ _ _

_ _ l _ _

Name _____

<p>all</p> <p>here</p> <p>after</p> <p>us</p> <p>out</p>

1. _____ is our little puppy.

2. We will _____ play together.

3. Can you come to school with _____?

4. Mother will not put the cat _____ in the rain.

5. We can play ball _____ you get here.

Directions: Tell the children, "Read the words in dark print. Then read the incomplete sentences. Find the word in dark print that correctly completes each sentence. Then write that word in the blank. Use a capital letter at the beginning of a sentence."

Name _____

PARENTS: Listen to your child read the sentences on this page and put a check mark beside each sentence that is read without error. Then display the paper in a prominent place. If your child has difficulty with any sentence, read the sentence to the child, pointing to each word as you read. Ask the child to read the sentence in the same way. Repeat this procedure several times.

After you get here,
we will go out and
play together.

Come out of the rain
and sit over here.

Our mother and father
are here with us.

All of us will come
out here after school.

Father will get the big
book out for us to look at.

Do all of you know how
to look after a monkey?


Directions: Tell the children, "Learn to read the sentences, then take them home to read to your parents."

Name _____

RL1, RL3, RF3, RF4, L4

Power Words
difficulty addition subtraction

Helping Others



Tyson called his friend Brian and wanted to know if he could come over to his house to play. Brian was having difficulty getting his math homework done because he didn't understand how to do addition and subtraction.

Brian knew he needed to be responsible and finish his homework before he went to play. Tyson decided to lend

Brian a helping hand and go over to his house to teach Brian how to do his math.

Tyson did not do Brian's math for him, but he showed him how to do it so he would be able to do it on his own next time. Tyson was being a very good friend to Brian.

- 1. What type of story is this? REALISTIC FICTION or FANTASY
- 2. How did Brian help Tyson? _____


3. Circle the words that mean the same as *finish*.

last done complete fine

4. What does it mean to "lend a helping hand"?

Read this story at home three more times and have someone initial each time you read it. _____ _____ _____

Circle the words that have a long o sound.



pot

boat

coal

toe

hot

mop

broke

bowl

woke

code

coat

lot

fog

sob

soap

rope


pole

dog

Name _____

RL10, RI1, RF2, RF4, L4

Power Words
trustworthy caring respectful



I Have Good Character

(Sing to the tune of "I'm a Little Teapot")

I have good character, can't you see?

I'm trustworthy, respectful, and friendly.

I like to help others every day,

Caring for them in many ways.

1. Circle the rhyming words in the song.

2. Circle the words with the same number of syllables as *trustworthy*.

respectful

friendly

caring


character

3. What does it mean to be trustworthy? _____

4. What does it mean to be respectful? _____

Read this song at home three more times and have someone initial each time you read it. _____ _____ _____

Read each sentence and circle it if it shows good character.



1. Paige drops her crayons on the floor and everyone laughs at her.
2. Natalie notices a girl sitting by herself during recess, so she goes over and asks her to play.
3. Mike does not know how to tie his shoe, so Joe offers to help.
4. A new student comes into the class and Maggie introduces herself and lets her borrow her pencil for the day.
5. Jason waits for his teacher to turn the corner and then starts running down the hall.
6. Jack sees someone fall down at recess, so he runs over to see if they need help.
7. Max does not know a word while he is reading, so Tyler calls him "dumb."
8. Jessie sees a girl being bullied by an older student, so she goes and gets a teacher for help.

Hundredth Day Activity

First Grade

The hundredth day of school is coming. We are planning a celebration and this homework assignment is in preparation for the 100th day of school.

Here's what to do:

- Brainstorm about things you and your family could easily collect in quantities of 100.
- Choose something from your list and gather 100 of that item. It may be from a collection you already have or a new collection.
- Design a unique way to display your collection. Please try to collect non-food items. Some examples: cards, stickers, bottle tops, buttons, popsicle sticks, paper clips, coins, erasers, rubber bands, pencils, shapes, cotton balls, crayons, etc.
- Be sure you have exactly 100 of your items. You might try sorting them in groups of ten.
- Make sure you can carry your collection to school by yourself.

Be creative! Collections are due in school no later than Thursday, January 30.

Thanks.

The First Grade Team of Teachers. ☺

Grade 1 Week 17

Winter reading

Bad weather means SIX will be confined indoors more than normal. Just another reminder of the benefits of reading to SIX. Reading only 10 to 15 minutes a day, with discussion, yields a significant increase in verbal intelligence in only three months. Read, read, read — for profit as well as pleasure.




Keeping healthy

January days are dark and cold in much of this country. Families may be feeling the pinch of holiday spending. Emotional and physical resistance is lowered — and the common cold abounds.

If SIX has ever had an ear infection, be aware that such infection often flares up again at the end of a cold. Many experts are now saying that any child treated for an ear infection should be re-examined after two weeks to make sure the infection is cleared. There is concern about the developmental lag the child may experience as a result of a hearing loss, however temporary.

So, at the end of a cold, watch for ear infection symptoms. The first sign may be irritability. A youngster who can't hear will be frustrated and will spend a lot of emotional energy coping with this handicap. After-school crankiness should tell parents to seek medical attention.

An increasingly loud television, inattention to requests, and a new kind of stubbornness may actually be the unresponsiveness that signals a hearing loss. When absorbed in an activity, SIX may occasionally pull on her ears — another sign of hearing loss.



Winter television

Television is a powerful rival to reading. To get the most and the best out of time so spent, have each member of the family suggest programs for viewing. Open a discussion about which programs to watch, watch them together, and later discuss what was seen and enjoyed. Planning, looking, and discussing together improve attention and understanding.

"You know...everybody is ignorant, only on different subjects."
—Will Rogers—