

Name _____

HOMWORK FOR GRADE ONE

February 24 - February 28

DOOZER WORDS: make, came, place, case, frame, game

CHALLENGE WORDS: same, rake, said, with

SENTENCE: The man came to the same place for a good game.

DOLCH: write, light, around, ask, kind

Monday, February 24

- Read for 15 minutes
- I/We read _____
- Practice math flashcards for 3 minutes
- Complete the DOLCH UNIT 21 READING PACKET

Tuesday, February 25

- Read for 15 minutes.
- I/We read _____
- Practice your math flashcards for 3 minutes
- Complete the "February Puzzle Fun" and "Becoming President" worksheets.

Wednesday, February 26

- Read three (3) SRA DECODABLE TAKE HOME books. (Your choice)
- Complete the "Happy Birthday, Betsy" and "A Poem About the Flag" and "Famous Flag Firsts" worksheets.
- In your math Problem Solving math workbook complete pages PS 75-76. Tear out carefully and attach to this homework.

Thursday, February 27

- Read for 15 minutes.
- I/We read _____
- In your math Problem Solving math workbook complete pages PS 77-78. Tear out carefully and attach to this homework.
- Remember to study for tomorrow's Doozer Test! Are you ready?

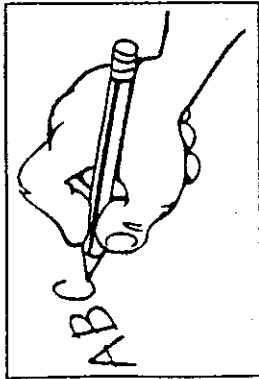
Friday, February 28

- Turn in this packet of homework. Please remember to turn in your yellow Thursday folder too!
- Parent Signature _____

Name _____


Directions: Tell the children, "Read the word that goes with each picture. Then say its letters. Repeat the word. Now trace the word with your pencil."

write



write

light



light

Directions: Tell the children, "Read each sentence below. Say the new word printed in dark print. Then say its letters. Repeat the word. Now trace the word with your pencil."

Do not run **around** in the rain. **around**

Did you **ask** the girl to come with us? **ask**

My father is **kind**. **kind**

Name _____

Directions: Tell the children, "Draw a line from each word that begins with a capital letter to the same word that begins with a small letter."

Write

light

Light

kind

Around

write

Ask



around

Kind

ask

You can sit here
and write to
your mother.

The boy and girl
went around
the school.



Directions: Tell the children, "Read each sentence. Draw a picture that shows what the sentence means."

Name _____

kind

around

write

light

ask

a	a	d	d	e	g	h	i	i	k	k	l
n	n	o	r	s	t	t	u	u	w		

Directions: Tell the children, "Copy each of the words on the line next to the word."
Optional Activity: Tell the children, "Cut out the letters at the bottom of the page. Use the letters to make the words. Then glue each word on the line beside the printed word."

Name _____

write

ite

wr e

light

li t

ght

around

ar nd

ound

ask

k

s

kind

in

k d

Name _____

ask
around
light
write
kind

1. Can you _____?

2. The _____ is on.

3. Is your father _____?

4. The boy is _____ to the little cat.

5. _____ the girl and her puppy to come out to play.

Directions: Tell the children, "Read the words in dark print. Then read the incomplete sentences. Find the word in dark print that correctly completes each sentence. Then write that word in the blank. Use a capital letter at the beginning of a sentence."

Name _____

PARENTS: Listen to your child read the sentences on this page and put a check mark beside each sentence that is read without error. Then display the paper in a prominent place. If your child has difficulty with any sentence, read the sentence to the child, pointing to each word as you read. Ask the child to read the sentence in the same way. Repeat this procedure several times.

Ask the kind little girl
to play with the monkey.

I know it will get
light after the rain.

Mother will ask us
to write a play together.

Please put the
light out!

Ask her to take Mother
around the school.

Please write to the girl
and ask her to come to
see me.

Directions: Tell the children, "Learn to read the sentences, then take them home to read to your parents."

FEBRUARY PUZZLE FUN

Worksheet

Name _____

Look at the picture clues below.
Find a word in the Word Bank to match each picture.
Write the words where they belong in the puzzle.

Down

1.



2.



5.



Across

3.



4.



6.



Word Bank	
heart	groundhog
flag	Lincoln
star	Washington




The crossword puzzle grid consists of white squares for letters and empty spaces. The numbered starting points are:

- 1.** Down: 10 squares
- 2.** Across: 4 squares
- 3.** Down: 10 squares
- 4.** Across: 3 squares
- 5.** Across: 6 squares
- 6.** Down: 10 squares



Becoming President

Name _____



Read each clue. Then find the answer in the Word Bank and write it on the lines.

Word Bank					
fifty	leader	oath	president	term	Washington
government	nation	office	states	united	white

1. a country □
2. guide; captain □
3. system of rule of a country □
4. a promise □
5. fifty of these in U.S. □
6. president's home _____, D.C. □
7. elected position; place of business □
8. joined; connected □
9. head of state; commander □
10. opposite of black _____ House □
11. four years in office □
12. number of U.S. states □

Solve the riddle by using the boxed letters above.

What's the difference between a president and an old shoe?

4 9 11 7 5 5 10 4 3 9 7 9
 1 9 2 12 6 11 4 12 6 11 3 7 5
 10 4 3 9 4 8 12

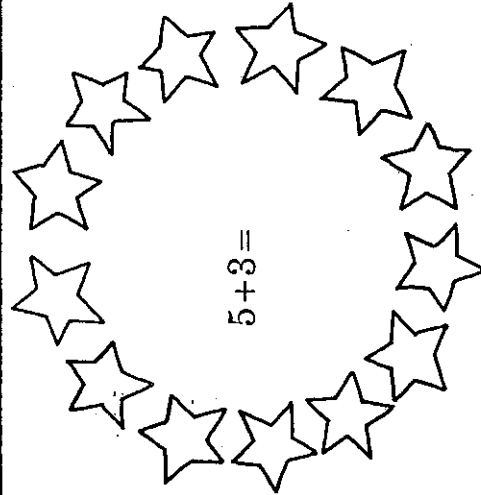


Name _____

Betsy Ross, the maker of the first United States flag, was born on January 1, 1752. Look at the picture below. Each space has a math problem on it. Write the sum next to each problem. Then use a red crayon to color the spaces whose sums are 9. With a blue crayon, color the spaces whose sums are 8. Do not color the spaces whose sums are 7. Do not color the stars. When you are done, you will see a picture of the flag Betsy Ross made.



$6+2=$	$4+4=$	$5+4=$
		$4+3=$
		$3+6=$
		$5+2=$
		$7+2=$
		$1+6=$
		$8+1=$
		$2+5=$
		$9+0=$
		$3+4=$
		$4+5=$
		$0+7=$
		$2+7=$






A Poem About the Flag

Choose a word from the Word Box to complete each rhyme. Then write the word on the line. Use each word once.

Word Box

blue stop tall bright white



The Flag

By Samuel A. Southworth

Waving at the pole's tip top
Is a flag to make you _____.

Running across, left to right,
Stripes of red and of _____.


In the corner, clear to view,
Stands a field of darkest _____.

In that field, as in the night,
Stars stand out, pure and _____.

Taken together, for one and all,
It's the American flag, standing _____.

Famous Flag Firsts

Read the chart to find out about some famous first-time flyings of the Stars and Stripes.



Year	Event
1777	First flew aboard a U.S. Navy ship, on the <i>Ranger</i> headed by Captain John Paul Jones
1787	First sailed around the world, on the ship <i>Columbia</i>
1812	First flew over a schoolhouse, at a log school in Massachusetts
1840	First flew in Antarctica, on an expedition led by Charles Wilkes
1909	First flew at the North Pole, on an expedition led by Robert E. Peary
1969	First flew on the moon when placed there by the astronauts of the spacecraft <i>Apollo 11</i>

Use the chart to help you answer the questions.

- When did the Stars and Stripes first fly on a U.S. Navy ship? _____
- On what ship did the American flag first sail around the world?


- When did the Stars and Stripes first fly over a schoolhouse? _____
- Who led an expedition to Antarctica in 1840?

- Who was the captain of the U.S. Navy ship *Ranger*?

- In what year was the American flag first placed on the moon? _____

Try This! Make a time line using the information from the chart above.

Grade 1 Week 21



Taking stock

SIX has been in "real school" doing "real work" for one entire semester. Looking back, it has been "real" for you too, hasn't it? And it has been intensely "real" to SIX with all his built-in-but-normal developmental foibles. Now, during the next semester things are going to become a bit different.

The pace will quicken and SIX will learn even more. Subtraction is now center-stage, and if addition is sometimes a mysterious operation to SIX, subtraction will become sinister.

It is time to phone for a visit with the teacher. You need the whole truth and you need it now. If there have been "gaps" in his learning caused by absences, his teacher can tell you how to be of help.

Good times and bad



SIX is often hard to live with. At times he goads his family into an uproar. He's bossy with younger siblings. He argues, teases, bullies, frightens, torments, makes them cry, hits, gets angry, and may on occasion fight ferociously. Younger siblings irritate him.

His main problem is simply being six-years-old. Are there any solutions? No certain ones except the passage of time. But calm and firm removal from the scene to the "thinking chair" or distraction before he is totally involved helps. Spanking or a good tongue lashing will only prolong the problem.

Healthy feet

Spring will soon be here. At recess the playground will be filled with noise and motion: jumping, running, hopping, ball-play with its many variations. Healthy feet at this age want to move, but ill-fitting shoes can make even healthy feet sluggish.

Check those shoes. If new ones are needed, consider the proper shoe for active play. SIX must hold his own on the playground because there, even more than in the classroom, he makes or loses his place among his peers.



"I do not know how I appear to the world, but to myself I seem to have been only like a boy playing on the seashore, and diverting myself in now and then finding a smoother pebble or a prettier shell than ordinary, whilst the great ocean of truth lay all undiscovered before me."

—Issac Newton—